

The SiI 1162 is a DVI-compliant transmitter incorporating next-generation PanelLink® technology to support the full DVI bandwidth of 25 to 165 MHz. As a result, the SiI 1162 supports LCD monitors and projectors with resolutions that range from VGA to UXGA (1600 x 1200). Three TMDS™ data channels for RGB send data at up to 1.65 Gbps per channel. The SiI 1162 incorporates an industry-standard 12-bit (1/2 pixel per clock edge) interface for true color (16.7 million) support. Built-in flexibility enables customers to use pins to configure settings or the I<sup>2</sup>C interface to program registers.

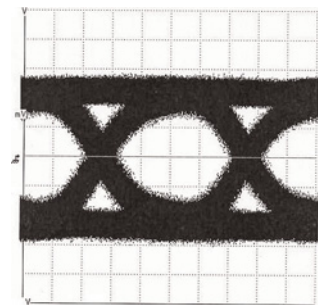
The SiI 1162 is available in a low-cost, easier-to-use, 48-pin TSSOP package with a 40% smaller footprint compared to other discrete DVI transmitters. By incorporating the most advanced PanelLink DVI technology available today, the SiI 1162 transmitter brings higher performance and guaranteed compatibility to your DVI applications while enabling faster time to market, smaller form factor designs and lower system costs.

### DVI-compliant Quality

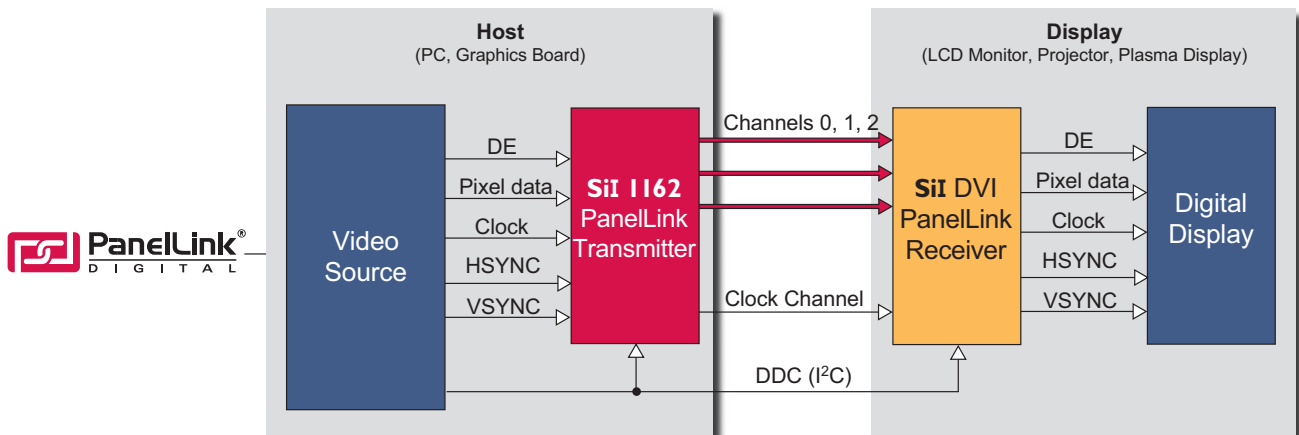
The DVI 1.0 specification defines the precise system-level signaling at the output of a DVI transmitter system and at the input of a DVI receiver system. As a result, any DVI-compliant host will always interoperate with any DVI-compliant display. The most comprehensive method to determine the quality and compliance of a DVI transmitter is to measure the TMDS “eye” diagram as defined by the DVI 1.0 specification and the DVI Test & Measurement Guide. Only high-performance PanelLink DVI transmitters, such as the SiI 1162, yield consistently robust differential signal “eyes” that exceed the minimum “eye” width & height requirements of the DVI specification at the full DVI bandwidth of 25-165 MHz.

### Applications

- PC Motherboards
- Graphics Boards
- Notebook PCs



SiI 1162 DVI-compliant “eye” diagram measured at 200 MHz.



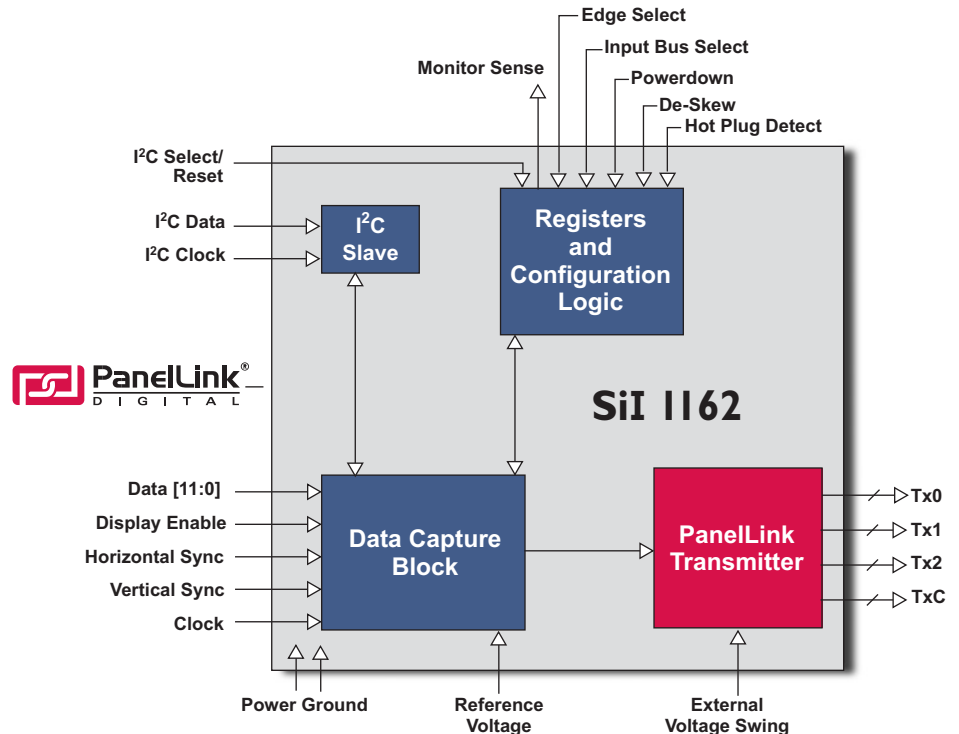
## SiI 1162 Features

### PanelLink® Transmitter

- Scalable bandwidth from 25 to 165 MHz (VGA to UXGA)
- Three TMDS™ data channels capable of transferring up to 1.65 Gbps per channel
- Inter-pair skew tolerance up to 1 input clock cycle (6 ns at 165 MHz)
- Adjustable TMDS low-voltage swing amplitude for long cable support
- DC-balanced signals for direct coupling to fiber-optic ready modules
- Operates with all DVI 1.0-compliant receivers
- Supports Hot Plug Detect and Receiver Sensing

### Input

- Flexible graphics controller interface: 1.0V - 1.9V (DVO) or 3.3V (CMOS) interface voltages
- 12-bit input for true color (16.7 million) support
- De-skewing option to vary clock to data timing
- Supports dual-edge single clock or dual-edge differential clock
- Selectable primary edge of parallel data
- Programmable through I<sup>2</sup>C interface or configurable by pin settings



### Power Management

- 3.3V core provides low-power operation
- Low-power standby mode

## Silicon Image's SiI 1162 Starter Kits

SiI 1162 starter kits are available for various motherboard and graphics chipset platforms. For details, please see Starter Kits/Reference Designs on the Silicon Image website at [www.siliconimage.com](http://www.siliconimage.com)

**Part Number - SiI 1162CS48**