


Band 1/Band 3 Quadplexer

Product Brief



Description

The Avago Technologies ACFM-2113 is a quadplexer that combines Band 1 and Band 3 duplexers into a single, miniature package. Band 4 duplexer is co-banded.

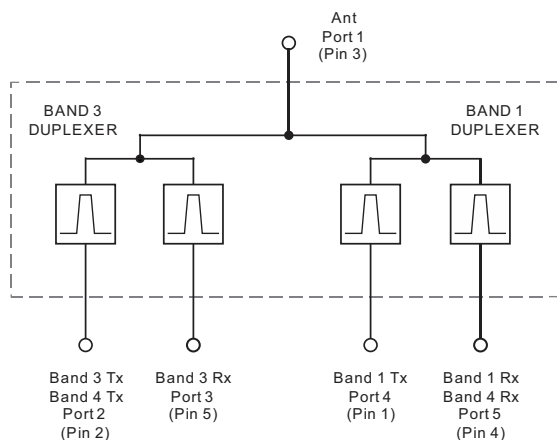
The ACFM-2113 features a single antenna connection, eliminating the need for antenna switching. High isolation between bands enables the use of carrier aggregation.

The ACFM-2113 is designed with Avago Technologies Film Bulk Acoustic Resonator (FBAR) technology. The ACFM-2113 also utilizes Avago Technologies' innovative Microcap bonded-wafer, chip scale packaging technology. This process allows the filters to be assembled in a module with a footprint of only 2 x 2.5 mm with a maximum height of 0.80 mm.

Low Tx insertion loss of the ACFM-2113 reduces power amplifier current, extending battery life. The ACFM-2113 enhances receiver sensitivity and dynamic range with low Rx insertion loss and high rejection of Tx signals at the Rx ports.

The excellent power handling capability of Avago Technologies' FBAR bulk-mode resonators supports the high power levels used in mobile communications devices while adding virtually no distortion.

Functional Block Diagram



Features

- Single antenna
- High cross band isolation
 - Enables carrier aggregation
- Band 4 co-banding
- Miniature size
 - 2 x 2.5 mm footprint
 - 0.80 mm max height
- High power rating
 - +31 dBm max Tx power
- Environmental
 - RoHS 6 compliant
 - Halogen free
 - TBBPA free

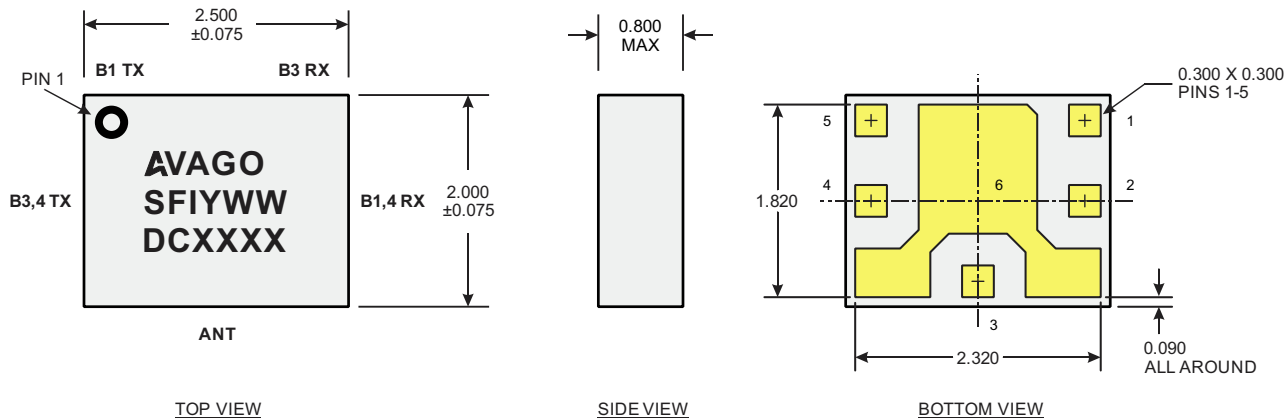
Specifications

- Performance guaranteed -30 °C to +85 °C
- Band 1 Duplexer Rx
 - Insertion loss: 2.6 dB max
 - Noise blocking: 55 dB min
- Band 1 Duplexer Tx
 - Insertion loss: 2.7 dB max
 - Interferer blocking: 55 dB min
- Band 3 Duplexer Rx
 - Insertion loss: 4.0 dB max
 - Noise blocking: 55 dB min
- Band 3 Duplexer Tx
 - Insertion loss: 4.0 dB max
 - Interferer blocking: 55 dB min
- Band 4 Duplexer Rx
 - Insertion loss: 2.5 dB max
 - Noise blocking: 55 dB min
- Band 4 Duplexer Tx
 - Insertion loss: 2.4 dB max
 - Interferer blocking: 55 dB min

Applications

Smartphones, tablets, and mobile/portable communications devices operating in Bands 1 and 3 with option to co-band Band 4.

Package Outline Drawing and Marking



Notes, unless otherwise specified:

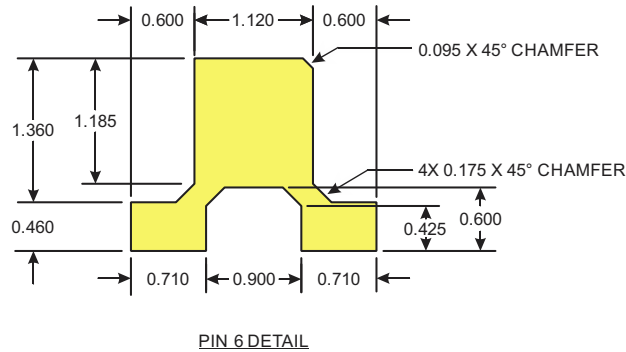
1. Dimensions in millimeters
2. Tolerance:
XXX ± 0.05 mm
XXXX ± 0.025 mm
3. Dimensions are nominal
4. Angles 45° nominal
5. Bottom metal pad surface finish is Electrolytic Gold

Pin Connections:

- 1 = Band 1 Tx
- 2 = Band 3, 4 Tx
- 3 = ANT
- 4 = Band 1, 4 Rx
- 5 = Band 3 Rx
- 6 = GND

Marking:

"A" = Avago Technologies
S = ACFM-2113
FI = Assembly Information
Y = Year (last digit)
WW = Work Week
DC = Date Code
XXXX = Production Lot



For product information and a complete list of distributors, please go to our web site: www.broadcom.com.

Broadcom, the pulse logo, Connecting everything, Avago Technologies, and the A logo are the trademarks of Broadcom in the United States, certain other countries and/or the EU.

Copyright © 2016 Broadcom. All Rights Reserved.

The term "Broadcom" refers to Broadcom Limited and/or its subsidiaries. For more information, please visit www.broadcom.com.

Broadcom reserves the right to make changes without further notice to any products or data herein to improve reliability, function, or design.

Information furnished by Broadcom is believed to be accurate and reliable. However, Broadcom does not assume any liability arising out of the application or use of this information, nor the application or use of any product or circuit described herein, neither does it convey any license under its patent rights nor the rights of others.

pub-005733 – June 24, 2016



Lead (Pb) Free
RoHS 6 fully
compliant